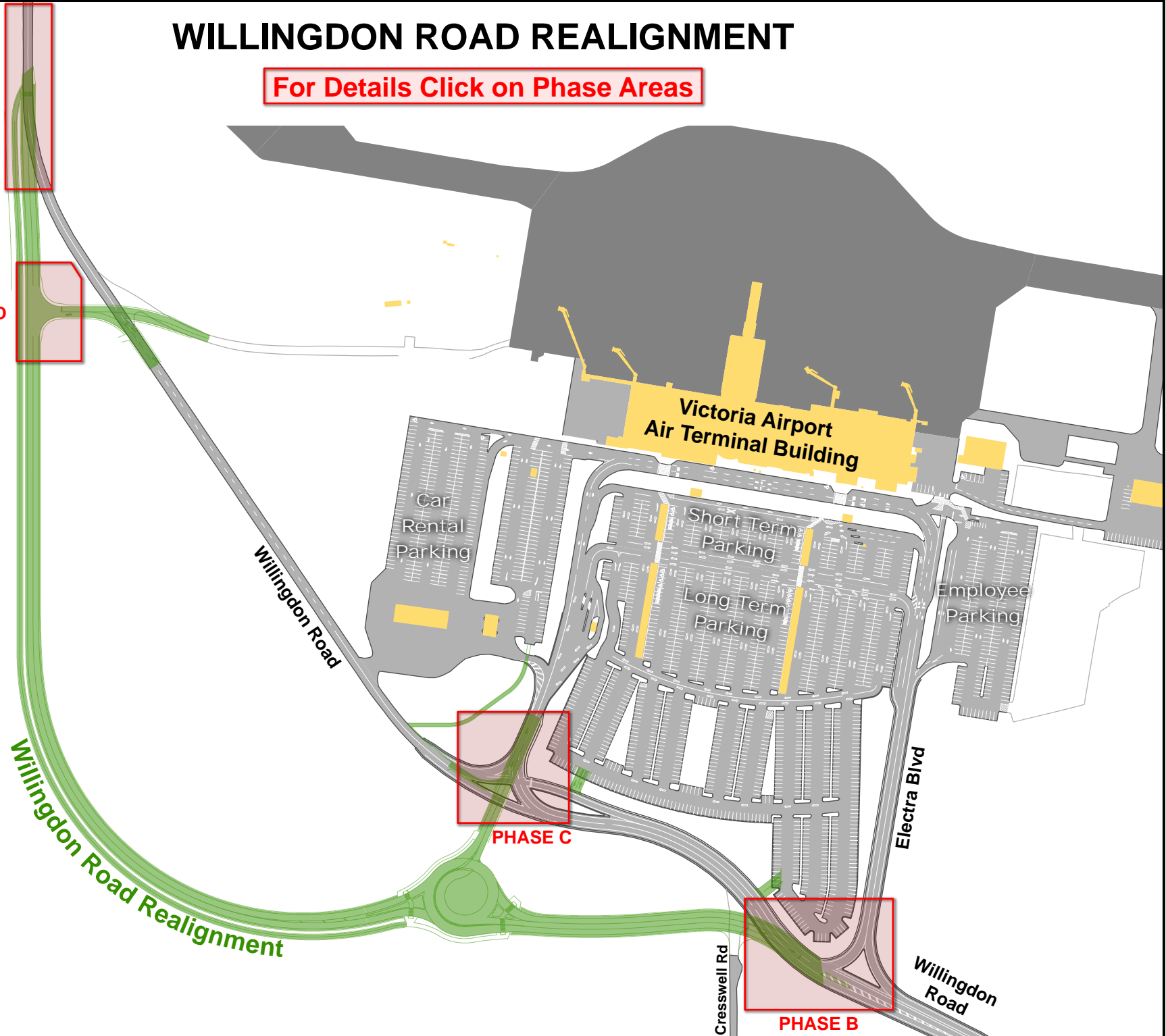


WILLINGDON ROAD REALIGNMENT

[For Details Click on Phase Areas](#)

PHASE A

PHASE D



Willingdon Road Realignment

Willingdon Road

Car Rental Parking

Victoria Airport Air Terminal Building

Short Term Parking

Long Term Parking

Employee Parking

Electra Blvd

Cresswell Rd

Willingdon Road

PHASE C

PHASE B

PHASE A

Willingdon Rd



West End Tie-In

Construction Start:

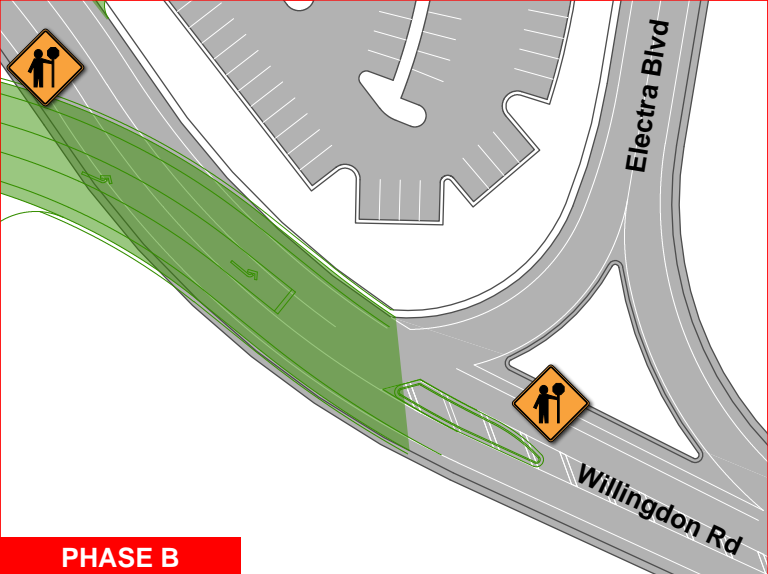
October 24th

Duration: Approx. 4 days

- Alternating single lane traffic during work hours
- Two lane traffic during off work hours



**BACK TO
MAIN MAP**

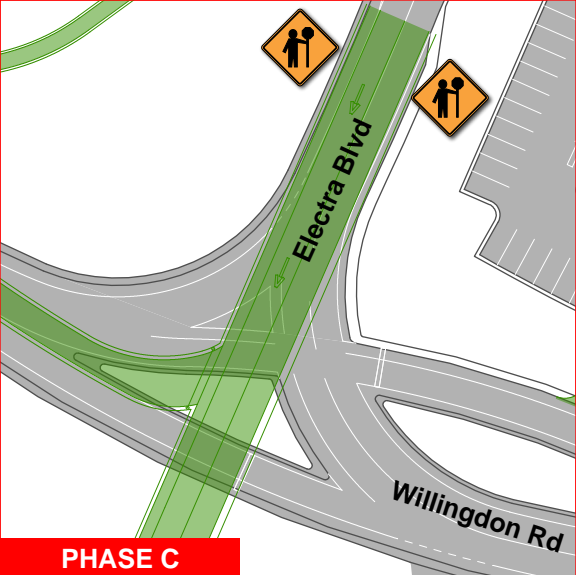


PHASE B

East End Tie-In Duration: Approx. 4 days

- Alternating single lane traffic during work hours
- Two lane traffic during off work hours

« **BACK TO MAIN MAP**



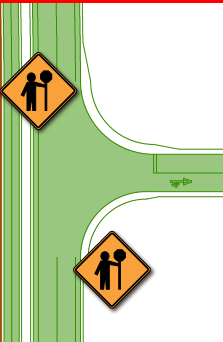
PHASE C

Exit Tie-In Duration: Approx. 4 days

- Alternating single lane traffic during work hours
- Two lane traffic during off work hours

« **BACK TO MAIN MAP**

PHASE D



West Access Tie-In

- Two lane traffic on Willingdon at all times
- Access road will have alternating single lane traffic during construction
- Traffic control personnel on Willingdon during construction



**BACK TO
MAIN MAP**